



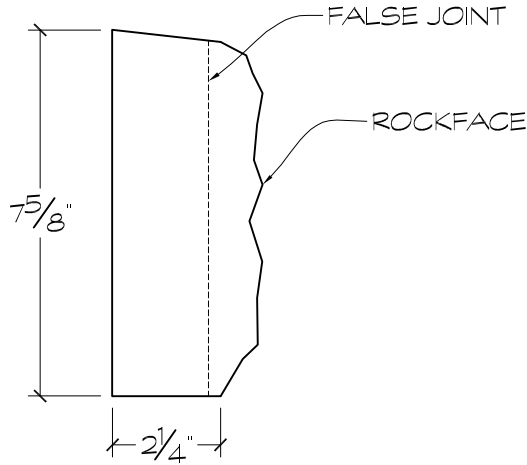
Harvey Cement Products, Inc.

Since 1947

16030 Park Avenue, Harvey, IL 60426

Ph: 708.333.1900 F: 708.333.1910

www.harveycement.com




CROSS SECTION

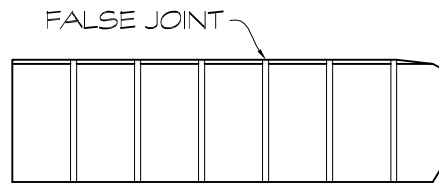
① **PROFILE KA**

ARCH REF:
SCALE: 3"=1'-0"

FRONT VIEW



STRAIGHT



END RETURN

Profile ID

KA

SUGGESTED USE

Sill	
Transition Band	
Coping	
Cap	
Band	X
Field	

**TYPE / SIZE
AVAILABILITY**

TYPE	LENGTH(S)
Straight	23 5/8"
End Return	26 1/4"

DRIP EDGE - OPTIONAL